



ALPHA PERFORMANCE R35 GT-R THROTTLE BODY ISOLATOR GASKETS / ALPHA



ALPHA PERFORMANCE R35 GT-R THROTTLE BODY ISOLATOR GASKETS / ALPHA



NISSAN R35 GT-R THROTTLE BODY ISOLATOR GASKETS

Introduction

The goal of AMS Performance is to provide the highest quality, best performing products available. By utilizing research and development, and rigorous testing programs AMS Performance will never compromise the quality or performance of our products. In addition, AMS Performance will only provide the finest customer service offering only parts and advice that are in the best interests of the customer. AMS Performance was built on a foundation of integrity. This is who we are; this is what you can count on.

A vehicle modified by the use of performance parts may not meet the legal requirements for use on public roads. Federal and state laws prohibit the removal, modification, or rendering inoperative of any part or element of design affecting emissions or safety on motor vehicles used for transporting persons or property on public streets or highways. Use or installation of performance parts may adversely affect the drivability and reliability of your vehicle, and may also affect or eliminate your insurance coverage, factory warranty, and/or new OEM part warranty. Performance parts are sold as-is without any warranty of any type. There is no warranty stated or implied due to the stresses placed on your vehicle by performance parts and our inability to monitor their use, tuning, or modification.

These instructions are provided as a guide only as there are many variables that cannot be accounted for concerning your particular vehicle, including but not limited to model year differences, model differences, the presence of non-OEM parts, and modifications that may already be or were previously installed. A basic knowledge of automotive parts and systems is helpful but a better understanding of the parts and systems on your particular vehicle may be required.

If you have any questions or issues at any time during the installation of your AMS Performance product(s) please call us for technical assistance. The AMS Performance tech line can be reached during business hours at 847-709-0530 for AMS Performance products only.

Table of Contents

02 Introduction

04 Identification

06 Installation

08 Enjoy!

Note: Verify which version of the Alpha Performance R35 GT-R Big Bore Throttle Body you currently own. The older single piece style will require 55mm M6x1.0 bolts and the newer modular design will need 65mm long bolts. McMaster part numbers for the bolts are 91292A410 and 91292A416 respectively.




Figure 1: Older throttle body design shown on left; newer modular design shown on right.



1. The gasket retainer pieces are not identical, there is a left and right side. The left side retainer has a single edge which is rounded, and the right side retainer has two edges rounded. These rounded edges are shown below.




Figure 2: Left gasket retainer with arrows denoting rounded edge




Figure 3: Right gasket retainer with arrows denoting rounded edges



Figure 4: Gasket retainers shown beneath corresponding throttle bodies

2. Place cometic (thin) gasket on throttle bodies as shown. Ensure throttle bodies are oriented in the correct direction; the gasket retainers will fit between the intake manifold and throttle body.




Figure 5: Cometic gasket placed on throttle bodies

3. Place gasket retainer onto left throttle body, taking note of the correct orientation. Arrows show where the two rounded edges match up on the throttle body. The concave side of the retainer will be facing up.




Figure 6: Gasket retainer rounded edge orientation for left throttle body

4. Place gasket retainer onto right throttle body, taking note of the correct orientation. Arrows show where the two rounded edges match up on the throttle body. The concave side of the retainer will be facing up.




Figure 7: Gasket retainer rounded edge orientation for right throttle body

5. Place isolation gaskets into gasket retainer. Throttle body is now ready to be installed onto intake manifold.




Figure 8: Gasket seated into retainers

6. Bolt throttle bodies to intake manifold. For non-carbon intake manifolds only, use blue Loctite. Hand tighten bolts until everything is seated. Tighten each bolt in a diagonal pattern alternating between each bolt after a half to full turn. Torque to 75 in-lb.

Note: Do not use Loctite on Alpha Performance Carbon Intake Manifold. For better isolation, there is no insert for the bolts to bottom out on. This results in the possibility of bolts loosening in high stress environments. Bolts should be checked regularly to ensure they do not loosen over time.




Figure 9: Throttle bodies installed on intake manifold