




# Intake kit Installation Instructions: 2008 YAMAHA Rhino FI-700cc Powersports

advanced FLOW engineering™  
 P.O. Box 1719  
 Corona, CA 92878  
 Support: 951-493-7100  
 www.aFepowersports.com


Kit P/N: 85-10035	<b>Tools Required:</b> 10mm socket or wrench 5/16" nut driver Flat head screwdriver Ratchet w/ extension	<b>Parts list:</b> 2 Air filters ( <b>Pro-GUARD 7™</b> 87-40035 & <b>Pro Dry S™</b> 81-40035 ) 1 Housing 1 Coupler, reducer 4" x 2-3/4" 1 Clamp, #064 1 Clamp, #048 4 Screw, hex M6 x 1 x 16	4 Washer, flat M6 4 Washer, wavy M6 1 7/16" trim seal @ 39"L 1 Pre-filter 1 Cleaning kit
Make: YAMAHA			
Model: Rhino	Year: 2008	Engine: FI-700cc	
<i>NOTE: For added performance a fueler is recommended.</i>			




Complete Kit w/ Parts




Complete Stock Intake.




Un-clip upper half of air box with OE air filter and remove.



Remove back cover of OE air box.



With 10mm socket or wrench loosen and remove the 4 bolts holding in OE air-box. ( Be careful not to drop anything into the opening )




Loosen clamps using 5/32" allen key on OE intake tube.




Remove OE air box out of Rhino.



Remove OE intake tube out of Rhino.




Install reducer coupler with clamps provided. Do not tighten.




Install 7/16" trim seal to top of housing. Now install housing into Rhino.




Position housing onto reducer coupler.



Install air filter onto housing. Do not tighten. This prevents anything from falling into intake tract.



Install hex screws with wavy and flat washers provided. Tighten housing with 10mm socket or wrench.



Push housing down and with 5/16" nut driver tighten reducer coupler clamps. Tighten air filter through slot on side of housing with 5/16" nut driver.



Your installation is now complete. Please check all bolts and clamps periodically. Re-tighten if necessary. Thank you for choosing aFe!

Note: Filter Cleaning and Re-oiling: When cleaning your aFe filter, be sure to use only aFe's "Restore Kit" ( aFe P/N: 90-50000 gold oil aerosol, or aFe P/N: 90-50500 gold squeeze oil ).  
 Filter Replacement: Magnum FLOW PN: 87-40035 **Pro-GUARD 7™** (black w/gold media) or **Pro Dry S™** P/N: 81-40035 (black w/white media) **Pro Dry S™** cleaning: see cleaning instruction sheet 06-00074.